

TOWN & COUNTRY MODEL:

- ☐ SINGLE: 14'-7 1/2" L X 12'-4" W X 7'-0"H
☐ DOUBLE: 28'-11" L X 12'-4" W X 7'-0" H

FINISH:

- ☐ ANODIZED DARK BRONZE
☐ ANODIZED CLEAR (SILVER)

ROOF STYLE:

- ☐ BARREL
☐ GABLE
☐ STANDING SEAM - GABLE ONLY *

ROOF POLYCARBONATE COLOR:

- ☐ BRONZE TINT
☐ WHITE
☐ CLEAR*

FRONT OPENING(S):

- ☐ LEFT OR RIGHT SIDE
☐ CENTER
☐ LEFT AND RIGHT SIDE (DOUBLE ONLY)

OPTIONAL: *

- ☐ SOLAR LIGHTING
☐ SOLAR USB CHARGING PORTS
☐ CUPOLA
☐ CUSTOM VINYL SIGN

FENCE PANEL TEXTURE: *

- ☐ SATIN (TEXTURED)
☐ GLOSS (SMOOTH)

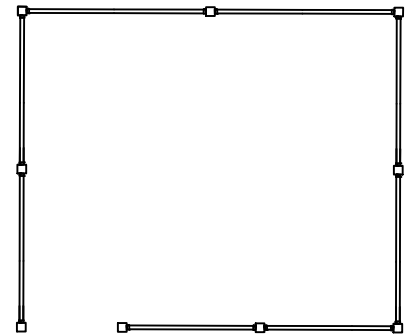
FENCE PANEL COLOR: *

- ☐ BLACK
☐ BRONZE
☐ WHITE
☐ BEIGE
☐ GREEN

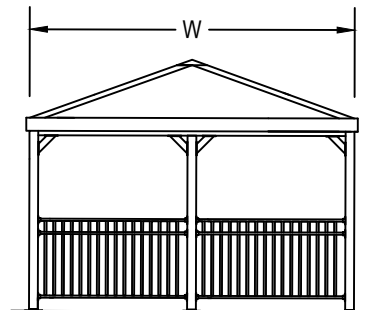
PROFESSIONAL ENGINEERING REPORT: *

- ☐ ACCEPTED
☐ DECLINED

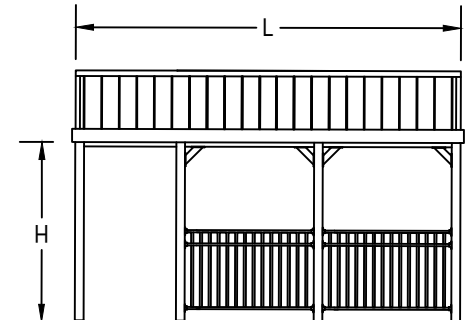
* = ADDITIONAL CHARGES



TOP ELEVATION



SIDE ELEVATION



FRONT ELEVATION

SPECIFICATIONS:

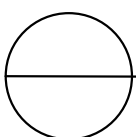
FRAME: 6063-T52 ALLOY, ALUMINUM; ANODIZED FINISH, INTERNAL RAIN GUTTERS

ROOF: TWIN WALL, 6MM POLYCARBONATE, UV PROTECTION

* SEE MANUFACTURER FOR COLOR AND SECURITY OPTIONS.

NOTES:

1. INSTALLATION TO BE COMPLETED IN ACCORDANCE WITH MANUFACTURER'S SPECIFICATIONS.
2. DO NOT SCALE DRAWING.
3. THIS DRAWING IS INTENDED FOR USE BY ARCHITECTS, ENGINEERS, CONTRACTORS, CONSULTANTS AND DESIGN PROFESSIONALS FOR PLANNING PURPOSES ONLY. THIS DRAWING MAY NOT BE USED FOR CONSTRUCTION.
4. ALL INFORMATION CONTAINED HEREIN WAS CURRENT AT THE TIME OF DEVELOPMENT BUT MUST BE REVIEWED AND APPROVED BY THE PRODUCT MANUFACTURER TO BE CONSIDERED ACCURATE.
5. CONTRACTOR'S NOTE: FOR PRODUCT AND COMPANY INFORMATION VISIT www.CADdetails.com/info AND ENTER REFERENCE NUMBER Town and



SHELTER

TOWN & COUNTRY