

Handi-Hut®

Shelters and Enclosures

We've Merged!
 **velodomeshelters**
BIKE PARKING SOLUTIONS
 is now Handi-Hut

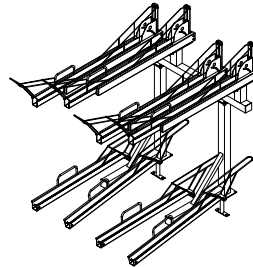
HANDI-HUT INC.
 3 GRUNWALD ST.
 CLIFTON, NJ 07013
 PHONE: (973) 614-8100
 staff@handi-hut.com
 www.handi-hut.com

Ez-Lift:

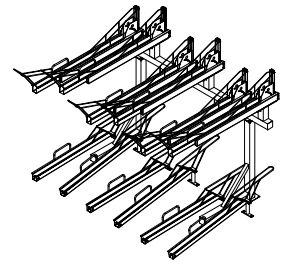
- 8 BIKE (60" L X 74" W X 71" H)
- 12 BIKE (94" L X 74" W X 71" H)

SPECIFICATIONS:

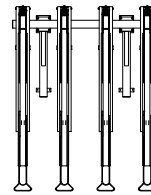
FRAME: 3"X3"X1/8" STEEL TUBE
TRACKS: 13GA. SHEET METAL
SECURITY: 5/8" SOLID STEEL ROD
LIFT ASSIST: PNEUMATIC PISTON
BIKE SPACING: 17"
FINISH: POWDER COATED GRAY
MOUNTING: SURFACE MOUNTED



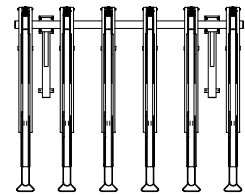
PERSPECTIVE VIEW
 8 BIKE



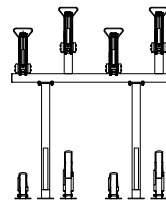
PERSPECTIVE VIEW
 12 BIKE



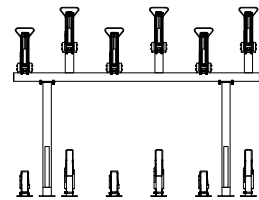
TOP VIEW
 8 BIKE



TOP VIEW
 12 BIKE



FRONT VIEW
 8 BIKE



FRONT VIEW
 12 BIKE

NOTES:

1. SEE MANUFACTURER FOR COLOR OPTIONS. (CUSTOM COLORS AVAILABLE)
2. INSTALLATION TO BE COMPLETED IN ACCORDANCE WITH MANUFACTURER'S SPECIFICATIONS.
3. DO NOT SCALE DRAWING.
4. THIS DRAWING IS INTENDED FOR USE BY ARCHITECTS, ENGINEERS, CONTRACTORS, CONSULTANTS AND DESIGN PROFESSIONALS FOR PLANNING PURPOSES ONLY. THIS DRAWING MAY NOT BE USED FOR CONSTRUCTION.
5. ALL INFORMATION CONTAINED HEREIN WAS CURRENT AT THE TIME OF DEVELOPMENT BUT MUST BE REVIEWED AND APPROVED BY THE PRODUCT MANUFACTURER TO BE CONSIDERED ACCURATE.
6. CONTRACTOR'S NOTE: FOR PRODUCT AND COMPANY INFORMATION VISIT www.CADdetails.com/info AND ENTER REFERENCE NUMBER 5001-025.

