

Handi-Hut®

Shelters and Enclosures

We've Merged!
 **velodomeshelters**
BIKE PARKING SOLUTIONS
 is now Handi-Hut

HANDI-HUT INC.
 3 GRUNWALD ST.
 CLIFTON, NJ 07013
 PHONE: (973) 614-8100
 staff@handi-hut.com
 www.handi-hut.com

RINGO MODEL:

- ROUND
- SQUARE

FINISH:

- POWDER COATED GRAY
- POWDER COATED BLACK

SPECIFICATIONS

DIMENSIONS:

ROUND: 35 3/8" W X 31 1/4" H


SQUARE: 36" W X 32 1/2" H

PROFILE: 2" SQUARE TUBING OR 2 3/8" O.D. PIPE

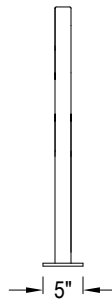
BICYCLE CAPACITY: 2

MATERIAL: STEEL

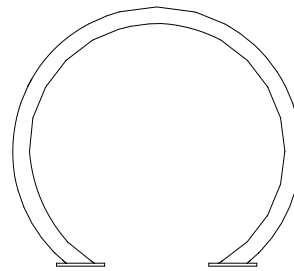
MOUNTING: SURFACE MOUNT



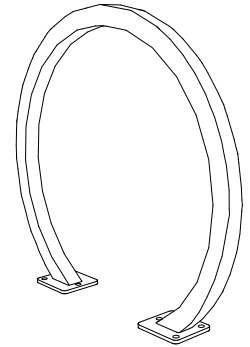
PLAN



SIDE ELEVATION



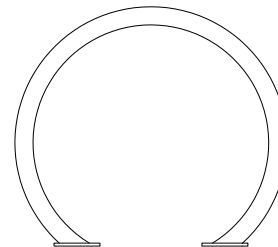
FRONT ELEVATION



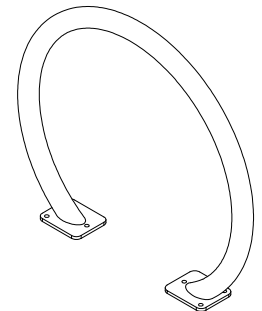
ISOMETRIC VIEW



SIDE ELEVATION



FRONT ELEVATION



ISOMETRIC VIEW

NOTES:

1. INSTALLATION TO BE COMPLETED IN ACCORDANCE WITH MANUFACTURER'S SPECIFICATIONS.
2. DO NOT SCALE DRAWING.
3. THIS DRAWING IS INTENDED FOR USE BY ARCHITECTS, ENGINEERS, CONTRACTORS, CONSULTANTS AND DESIGN PROFESSIONALS FOR PLANNING PURPOSES ONLY. THIS DRAWING MAY NOT BE USED FOR CONSTRUCTION.
4. ALL INFORMATION CONTAINED HEREIN WAS CURRENT AT THE TIME OF DEVELOPMENT BUT MUST BE REVIEWED AND APPROVED BY THE PRODUCT MANUFACTURER TO BE CONSIDERED ACCURATE.
5. CONTRACTOR'S NOTE: FOR PRODUCT AND COMPANY INFORMATION VISIT www.CADdetails.com/info AND ENTER REFERENCE NUMBER 5001-011.

