

VELOPARK MODEL:

- ☐ SINGLE
- ☐ DOUBLE
- ☐ TRIPLE

ROOF POLYCARBONATE COLOR:

- ☐ CLEAR
- ☐ TINTED BRONZE

POWDER COATED FINISH:

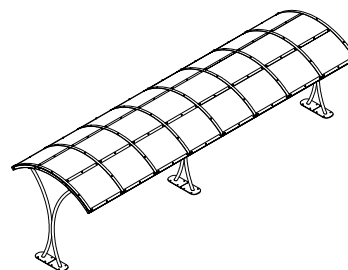
- ☐ STOCK COLOR: _____
- ☐

OPTIONAL : *

- ☐ SOLAR LIGHTING

PROFESSIONAL ENGINEERING REPORT : *

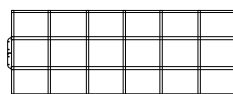
- ☐ ACCEPTED
- ☐ DECLINED



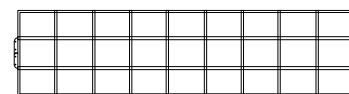
PERSPECTIVE
DOUBLE



PLAN VIEW
SINGLE



PLAN VIEW
DOUBLE

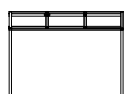


PLAN VIEW
TRIPLE

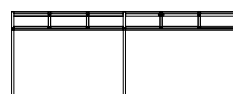
* = ADDITIONAL CHARGES



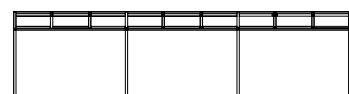
SIDE
ELEVATION



FRONT ELEVATION
SINGLE



FRONT ELEVATION
DOUBLE



FRONT ELEVATION
TRIPLE

SPECIFICATIONS

FRAME: STEEL

ROOF: TWIN WALL, 6MM POLYCARBONATE; UV PROTECTION

DIMENSIONS:

SINGLE: 12'-9" L X 9'-0" W X 8'-11" H

DOUBLE: 24'-6 1/2" L X 9'-0" W X 8'-11" H

TRIPLE: 35'-5 1/4" L X 9'-0" W X 8'-11" H

NOTES:

1. SEE MANUFACTURER FOR COLOR OPTIONS. (CUSTOM COLORS AVAILABLE)
2. INSTALLATION TO BE COMPLETED IN ACCORDANCE WITH MANUFACTURER'S SPECIFICATIONS.
3. DO NOT SCALE DRAWING.
4. THIS DRAWING IS INTENDED FOR USE BY ARCHITECTS, ENGINEERS, CONTRACTORS, CONSULTANTS AND DESIGN PROFESSIONALS FOR PLANNING PURPOSES ONLY. THIS DRAWING MAY NOT BE USED FOR CONSTRUCTION.
5. ALL INFORMATION CONTAINED HEREIN WAS CURRENT AT THE TIME OF DEVELOPMENT BUT MUST BE REVIEWED AND APPROVED BY THE PRODUCT MANUFACTURER TO BE CONSIDERED ACCURATE.
6. CONTRACTOR'S NOTE: FOR PRODUCT AND COMPANY INFORMATION VISIT www.CADdetails.com/info AND ENTER REFERENCE NUMBER 5001-005.



BIKE SHELTER

VELOPARK

Handi-Hut®

Shelters and Enclosures

We've Merged!
 **velodome shelters**
BIKE PARKING SOLUTIONS
 is now Handi-Hut

HANDI-HUT INC.
 3 GRUNWALD ST.
 CLIFTON, NJ 07013
 PHONE: (973) 614-8100
 staff@handi-hut.com
 www.handi-hut.com

VELOPARK XL MODEL:

- ☐ SINGLE
☐ DOUBLE
☐ TRIPLE

ROOF POLYCARBONATE COLOR:

- ☐ WHITE
☐ TINTED BRONZE

POWDER COATED FINISH:

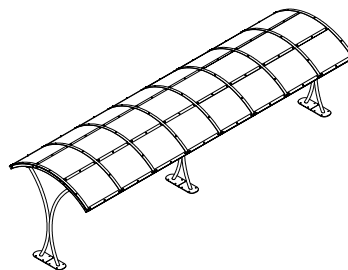
- ☐ STOCK COLOR: _____
☐ CUSTOM COLOR: _____

OPTIONAL: *

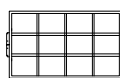
- ☐ SOLAR LIGHTING

PROFESSIONAL ENGINEERING REPORT: *

- ☐ ACCEPTED
☐ DECLINED



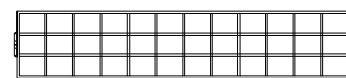
PERSPECTIVE



PLAN VIEW
SINGLE



PLAN VIEW
DOUBLE



PLAN VIEW
TRIPLE

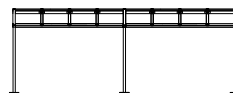
* = ADDITIONAL CHARGES



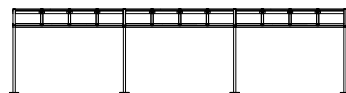
SIDE ELEVATION



FRONT ELEVATION
SINGLE



FRONT ELEVATION
DOUBLE



FRONT ELEVATION
TRIPLE

SPECIFICATIONS

FRAME: STEEL

ROOF: TWIN WALL, 6MM POLYCARBONATE; UV PROTECTION

DIMENSIONS:

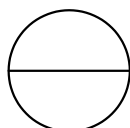
SINGLE: 16'-3" L X 9'-0" W X 8'-10" H

DOUBLE: 31'-6" L X 9'-0" W X 8'-10" H

TRIPLE: 46'-9" L X 9'-0" W X 8'-10" H

NOTES:

1. SEE MANUFACTURER FOR COLOR OPTIONS. (CUSTOM COLORS AVAILABLE)
2. INSTALLATION TO BE COMPLETED IN ACCORDANCE WITH MANUFACTURER'S SPECIFICATIONS.
3. DO NOT SCALE DRAWING.
4. THIS DRAWING IS INTENDED FOR USE BY ARCHITECTS, ENGINEERS, CONTRACTORS, CONSULTANTS AND DESIGN PROFESSIONALS FOR PLANNING PURPOSES ONLY. THIS DRAWING MAY NOT BE USED FOR CONSTRUCTION.
5. ALL INFORMATION CONTAINED HEREIN WAS CURRENT AT THE TIME OF DEVELOPMENT BUT MUST BE REVIEWED AND APPROVED BY THE PRODUCT MANUFACTURER TO BE CONSIDERED ACCURATE.
6. CONTRACTOR'S NOTE: FOR PRODUCT AND COMPANY INFORMATION VISIT www.CADdetails.com/info AND ENTER REFERENCE NUMBER 5001-022.



BIKE SHELTER

VELOPARK XL