



velodomeselters

VELODOME SHELTERS
32 ANN ST
CLIFTON, NJ 07013
TOLL FREE: 1-888-995-8090
PHONE: (973) 264-9100
www.velodomeselters.com

SELECT DESIRED SIZE:

- SINGLE
- DOUBLE
- TRIPLE

SELECT DESIRED ROOF POLYCARBONATE:

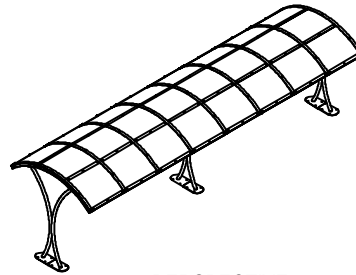
- CLEAR
- TINTED BRONZE

SELECT DESIRED POWDER COATED FINISH:


- STOCK COLOR: _____
- CUSTOM COLOR: _____

SELECT DESIRED LIGHTING: (OPTIONAL)


- SOLAR LIGHTING



PERSPECTIVE
DOUBLE



PLAN VIEW
SINGLE



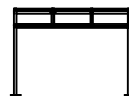
PLAN VIEW
DOUBLE



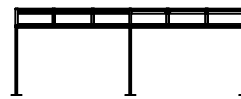
PLAN VIEW
TRIPLE



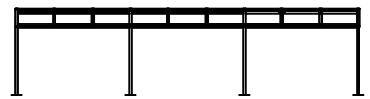
SIDE
ELEVATION



FRONT ELEVATION
SINGLE



FRONT ELEVATION
DOUBLE



FRONT ELEVATION
TRIPLE

SPECIFICATIONS

FRAME: STEEL

ROOF: TWIN WALL, 6MM POLYCARBONATE; UV PROTECTION

DIMENSIONS:

SINGLE: 12'-10" L X 9'-0" W X 8'-10" H

DOUBLE: 24'-7" L X 9'-0" W X 8'-10" H

TRIPLE: 36'-4" L X 9'-0" W X 8'-10" H

PROFESSIONAL

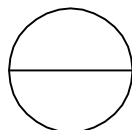
ENGINEERING REPORT:

ACCEPTED

DECLINED

NOTES:

1. SEE MANUFACTURER FOR COLOR OPTIONS. (CUSTOM COLORS AVAILABLE)
2. INSTALLATION TO BE COMPLETED IN ACCORDANCE WITH MANUFACTURER'S SPECIFICATIONS.
3. DO NOT SCALE DRAWING.
4. THIS DRAWING IS INTENDED FOR USE BY ARCHITECTS, ENGINEERS, CONTRACTORS, CONSULTANTS AND DESIGN PROFESSIONALS FOR PLANNING PURPOSES ONLY. THIS DRAWING MAY NOT BE USED FOR CONSTRUCTION.
5. ALL INFORMATION CONTAINED HEREIN WAS CURRENT AT THE TIME OF DEVELOPMENT BUT MUST BE REVIEWED AND APPROVED BY THE PRODUCT MANUFACTURER TO BE CONSIDERED ACCURATE.
6. CONTRACTOR'S NOTE: FOR PRODUCT AND COMPANY INFORMATION VISIT www.CADdetails.com/info AND ENTER REFERENCE NUMBER 5001-005.



BIKE SHELTER

VELOPARK