

VeloPark is a stylish bicycle parking shelter with sweeping lines and a distinctive profile. Its wide, translucent roof provides excellent coverage which belies its small footprint. VeloPark is also conveniently accessed from two sides. Available in 12' and 15' long standard models, and it's modular construction allows for economical expansion. Our 2-sided MaxRack Stands can double bike capacity. **Class 2 Bike Shelter:** Semi-enclosed, canopy style

- Flat base plate for surface mounting
- Small footprint
- 9' wide roof provides excellent coverage
- Easy access from two sides



VeloPark - Double

GENERAL INFORMATION

Frame: Steel

Posts: 3" Schedule 40 Steel Pipe

Finish: Powder Coated TGIC Polyester Paint
RAL and custom colors available

Roof: 6 mm Twinwall Polycarbonate, UV Coated

Installation: Anchor securely to level, concrete pad

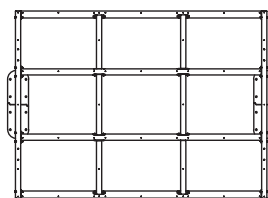
Bike Racks: Not included

DIMENSIONS/CAPACITY*

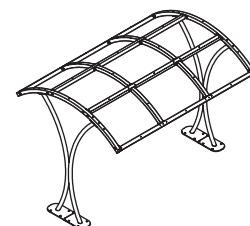
	Length	Width	Roof Height	Bikes (Max.)	Bikes (Max.)
VeloPark				MAX-RACK STANDS	U-RACKS
VeloPark - Single	12' 9"	9'	8' 11"	16	8
VeloPark - Double	24' 6"	9'	8' 11"	32	16
VeloPark - Triple	35' 5 1/4"	9'	8' 11"	48	24
VeloPark XL					
VeloPark XL - Single	16' 3"	9'	8' 11"	20	10
VeloPark XL - Double	31' 6"	9'	8' 11"	40	20
VeloPark XL - Triple	46' 9"	9'	8' 11"	60	30

*Bike capacity varies with rack style

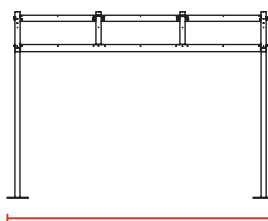
VIEWS



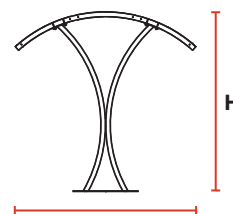
TOP



ISOMETRIC



L
FRONT



W
SIDE

H



VeloPark - Double



VeloPark - Single

OPTIONS/ACCESSORIES

- Custom Branding, Graphics and Signage
- Solar Lighting
- Public Bike Repair Accessories


FRAME COLORS

Powder Coating: RAL Colors (custom colors available)

9005	9010	3001	7035	7045	5005	5003	6002	6005
Jet Black	Pure White	Signal Red	Light Grey	Telegrey 1	Signal Blue	Sapphire Blue	Leaf Green	Moss Green

ROOF

6mm Twinwall Polycarbonate, UV Coated



Translucent sheets with ribbed core. Impact resistant and light weight.

Clear (80% Light Transmission)

White (45% Light Transmission)

Bronze Tint (45% Light Transmission)