

**Ridgefield** is a sturdy bike shelter with a classic gable roof that compliments a variety of surroundings. With accessibility from two sides and 9' wide roof, the Ridgefield also accommodates our 2-sided MaxRack Stands to double bike parking capacity. Available with polycarbonate or multi-rib metal roof.

**Class 2 Bike Shelter:** Semi-enclosed, canopy style

- 9' wide roof provides excellent coverage
- Flat base plate for surface mounting
- Polycarbonate or Multi-Rib Metal roof
- Easy access from two sides



Ridgefield - Double

### GENERAL INFORMATION

**Frame:** Steel

**Posts:** 3" x 3" x 1/4" Square Tubing

**Finish:** Powder Coated TGIC Polyester Paint  
RAL and custom colors available

**Roof Materials:** 6 mm Twinwall Polycarbonate, UV Coated or  
26 Ga. Multi-Rib (PBR) Galvalume®

**Installation:** Anchor securely to level, concrete pad

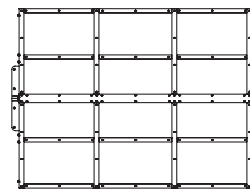
**Bike Racks:** Not included

### DIMENSIONS/CAPACITY\*

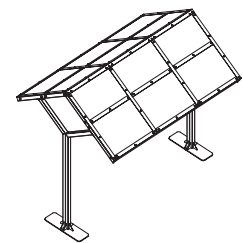
	Length	Width	Roof Height	Bikes (Max.)	Bikes (Max.)
<b>Ridgefield</b>				<b>MAX- RACK STANDS</b>	<b>U-RACKS</b>
Ridgefield - Single	12' 10"	9' 3"	9' 11"	16	8
Ridgefield - Double	24' 7"	9' 3"	9' 11"	32	16
Ridgefield - Triple	36' 4"	9' 3"	9' 11"	48	24
<b>Ridgefield XL</b>					
Ridgefield XL - Single	16' 3"	9' 3"	9' 11"	20	10
Ridgefield XL - Double	31' 6"	9' 3"	9' 11"	40	20
Ridgefield XL - Triple	46' 9"	9' 3"	9' 11"	60	30

\*Bike capacity varies with rack style

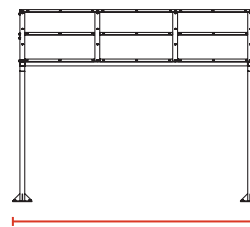
### VIEWS



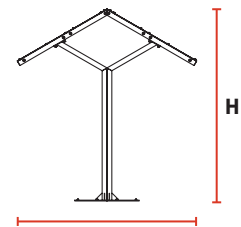
TOP



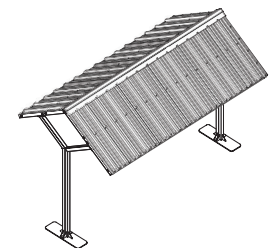
ISOMETRIC



L  
FRONT



W  
SIDE



Ridgefield w/Multi-Rib (PBR)  
Galvalume® Roof



Ridgefield - Double



Ridgefield - Single



Ridgefield - Single

### OPTIONS/ACCESSORIES

- Custom Branding, Graphics and Signage
- Solar Lighting
- Public Bike Repair Accessories


### FRAME COLORS

Powder Coating: RAL Colors (custom colors available)

9005	9010	3001	7035	7045	5005	5003	6002	6005
Jet Black	Pure White	Signal Red	Light Grey	Telegrey 1	Signal Blue	Sapphire Blue	Leaf Green	Moss Green

### ROOF


#### 6mm Twinwall Polycarbonate, UV Coated



Translucent sheets with ribbed core. Impact resistant and light weight.

- Clear (80% Light Transmission)
- White (45% Light Transmission)
- Bronze Tint (45% Light Transmission)

#### 26 Ga. Multi-Rib (PBR) Galvalume®



Steel coated with 45% zinc and 55% aluminum alloy. Durable, smooth finish, rustproof and fade resistant. PBR (Purlin Bearing Rib) provides superior overlap between panels and seals out the elements. Colors available