



# velodomeselters

VELODOME SHELTERS  
32 ANN ST  
CLIFTON, NJ 07013  
TOLL FREE: 1-888-995-8090  
PHONE: (973) 264-9100  
www.velodomeselters.com

SELECT DESIRED MODEL:

- SINGLE
- DOUBLE
- TRIPLE

SELECT OPTIONAL GRAPHICS:

- BIKE PARKING VINYL SIGN
- CUSTOM VINYL SIGN

SELECT DESIRED HEIGHT:

- 7' CLEAR (HORIZONTAL RACKS)
- 8' CLEAR (VERTICAL RACKS)

PROFESSIONAL  
ENGINEERING REPORT:

- ACCEPTED
- DECLINED

SELECT DESIRED FINISH:

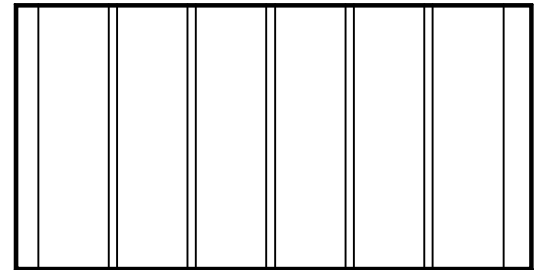
- ANODIZED DARK BRONZE
- ANODIZED CLEAR (SILVER)

SELECT DESIRED ROOF STYLE:

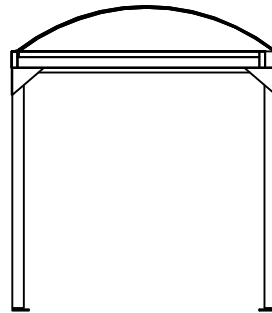
- BARREL
- GABLE
- FLAT

SELECT DESIRED ROOF GLAZING COLOR:

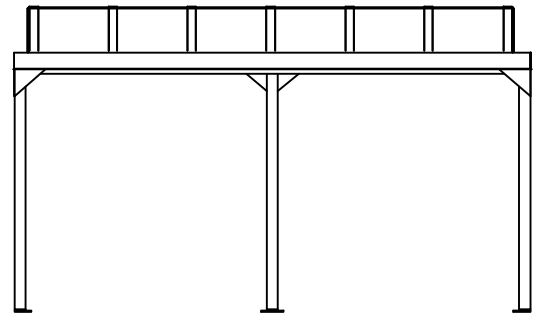
- POLYCARBONATE
  - CLEAR
  - BRONZE TINT
  - WHITE
- STANDING SEAM (FOR GABLE ROOF ONLY)
  - SELECT COLOR: \_\_\_\_\_



PLAN VIEW



SIDE ELEVATION



FRONT ELEVATION

SELECT DESIRED LIGHTING:

- SOLAR LIGHTING

### SPECIFICATIONS

**FRAME:** ANODIZED ALUMINUM

**ROOF:** TWIN WALL, 6MM BRONZE POLYCARBONATE, INTERNAL RAIN GUTTERS  
\*BICYCLE RACKS ARE NOT INCLUDED WITH SHELTER

**DIMENSIONS:** (HEIGHT WILL DEPEND ON BIKE RACKS REQUIRED)

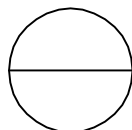
*NEWPORT SINGLE:* 14'-10 1/2" L X 7'-8" W

*NEWPORT DOUBLE:* 29'-5" L X 7'-8" W

*NEWPORT TRIPLE:* 43'-11 1/2" L X 7'-8" W

### NOTES:

1. SEE MANUFACTURER FOR COLOR AND SECURITY OPTIONS. (CUSTOM COLORS AVAILABLE)
2. INSTALLATION TO BE COMPLETED IN ACCORDANCE WITH MANUFACTURER'S SPECIFICATIONS.
3. DO NOT SCALE DRAWING.
4. THIS DRAWING IS INTENDED FOR USE BY ARCHITECTS, ENGINEERS, CONTRACTORS, CONSULTANTS AND DESIGN PROFESSIONALS FOR PLANNING PURPOSES ONLY. THIS DRAWING MAY NOT BE USED FOR CONSTRUCTION.
5. ALL INFORMATION CONTAINED HEREIN WAS CURRENT AT THE TIME OF DEVELOPMENT BUT MUST BE REVIEWED AND APPROVED BY THE PRODUCT MANUFACTURER TO BE CONSIDERED ACCURATE.
6. CONTRACTOR'S NOTE: FOR PRODUCT AND COMPANY INFORMATION VISIT [www.CADdetails.com/info](http://www.CADdetails.com/info) AND ENTER REFERENCE NUMBER 5001-006.



## BIKE SHELTER

NEWPORT