

Guardian is a high-security, weatherproof and high capacity bike shelter with an elegant design. It is manufactured in rust proof, anodized aluminum with shatterproof glass or stainless steel wire mesh wall panels and a vented polycarbonate roof for added air circulation. When aesthetics are as important as functionality, Guardian delivers.

Class 1 Bike Shelter: Fully enclosed, locking, weatherproof

Also available: **Guardian Bike Cage**

- Prefabricated in sections for quick assembly
- Vented roof for additional air circulation
- Glass or Bike Cage (wire mesh) versions
- Numerous sizes available



Guardian 7-20

GENERAL INFORMATION

Frame:: 6063-T52 Alloy Aluminum fabricated with Integrated Water Drainage

Finish: Anodized Dark Bronze or Clear (Silver)

Wall Panels: ¼" Tempered Glass (Standard) or ⅜" Stainless Steel Wire Mesh, Welded, 2" Sq. Grid (Bike Cage)

Door: 42" Wide, ¼" Tempered Glass, Hydraulic Closer

Roof: 6 mm Twinwall Polycarbonate, UV Coated

Installation: Anchor securely to level, concrete pad

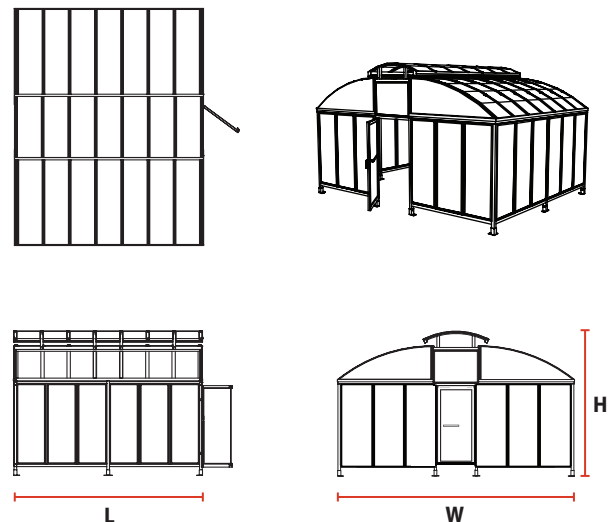
Bike Racks: Not included

DIMENSIONS/CAPACITY*

Guardian 7	Length	Width	Height	Bikes (Max.)
Clear height 7'				U-Racks
Guardian 7-16	14' 10"	17' 8"	10' 8"	16
Guardian 7-28	22' 1"	17' 8"	10' 8"	28
Guardian 7-40	29' 4"	17' 8"	10' 8"	40
Guardian 7-48	36' 7"	17' 8"	10' 8"	48
Guardian 7-60	43' 10"	17' 8"	10' 8"	60
Guardian 7-76	51' 1"	17' 8"	10' 8"	76
Guardian 7-88	58' 4"	17' 8"	10' 8"	88

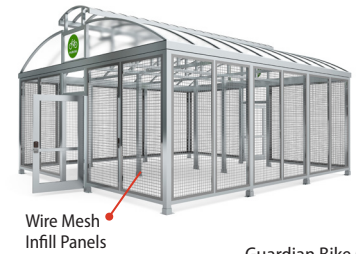
Guardian 8	Length	Width	Height	Bikes (Max.)
Clear height 8'				MaxRack Stands
Guardian 8-20	14' 10"	13' 8"	11' 8"	20
Guardian 8-30	22' 1"	13' 8"	11' 8"	30
Guardian 8-40	29' 4"	13' 8"	11' 8"	40
Guardian 8-50	36' 7"	13' 8"	11' 8"	50
Guardian 8-60	43' 10"	13' 8"	11' 8"	60
Guardian 8-70	51' 1"	13' 8"	11' 8"	70

VIEWS



Guardian 9	Length	Width	Height	Bikes (Max.)
Clear height 8'				Ez-Lifts
Guardian 9-32	14' 10"	21' 8"	11' 8"	32
Guardian 9-48	22' 1"	21' 8"	11' 8"	48
Guardian 9-64	29' 4"	21' 8"	11' 8"	64
Guardian 9-80	36' 7"	21' 8"	11' 8"	80
Guardian 9-96	43' 10"	21' 8"	11' 8"	96
Guardian 9-112	51' 1"	21' 8"	11' 8"	112
Guardian 9-128	58' 4"	21' 8"	11' 8"	128

*Bike capacity varies with rack style



Guardian Bike Cage



Guardian 7-20

OPTIONS/ACCESSORIES

- Rear or Side Doors
- Bottom Closure Panels
- Custom Branding, Graphics and Signage
- Illuminated Ad/Graphics Box
- Solar Lighting
- Public Bike Repair Accessories
- Powder Coating in RAL or Custom Colors

FRAME FINISHES

Anodized Aluminum, 6063-T52 Alloy (Standard)




BOTTOM CLOSURE PANELS



Aluminum panels inset at toe kick, inhibit debris, leaves and snow from entering shelter. Helps to minimize maintenance. Color may vary from frame.

WALL PANELS


1/4" Tempered Glass, Clear



Standard version

Tempered glass is stronger and safer than regular glass. It is also shatterproof.

3/16" Stainless Steel Wire Mesh




Bike Cage version

Stainless steel wire mesh for indoor/outdoor use is durable and attractive. 2" square grid for a contemporary look.

ROOF

6mm Twinwall Polycarbonate, UV Coated



Translucent sheets with ribbed core. Impact resistant and light weight.

Clear (80% Light Transmission)

White (45% Light Transmission)

Bronze Tint (45% Light Transmission)