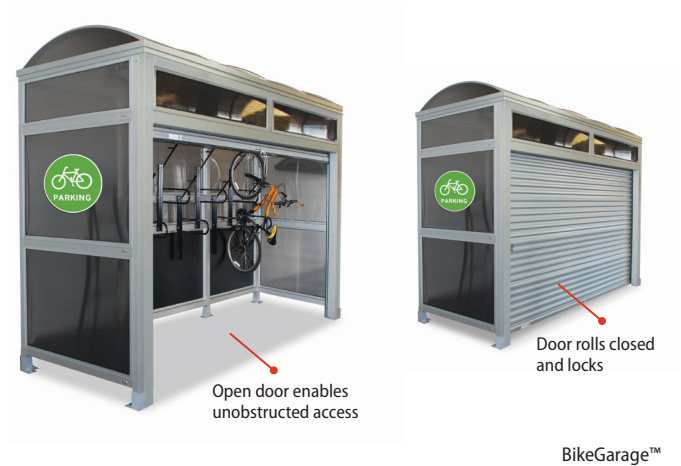


BikeGarage™ is a slim, weather and theft resistant bike shelter with a lockable overhead door. Manufactured in anodized aluminum with translucent polycarbonate panels, it has a lightweight steel door that rolls up and down with a light touch. This bike shelter can be installed in a variety of locations, even sidewalks and alleys.

Class 1 Bike Shelter: Fully enclosed, locking, weatherproof

- *Space-saving narrow footprint*
- *Holds 10 bikes*
- *Rolling door for unobstructed access*
- *10 MaxRack Hangers included*
- *GeoKey App Based Padlock - Additional*



BikeGarage™

GENERAL INFORMATION

Frame: 6063-T52 Alloy Aluminum fabricated with Integrated Water Drainage

Finish: Anodized Dark Bronze or Clear (Silver)

Roof & Wall Panels: 6 mm Twinwall Polycarbonate, UV Coated
Lower Back Wall: Endurex 300 (standard)

Roll-Up Door: 12' L x 7' H

Silver Galvalume® (55% Al-Zn alloy coated)

Security: Padlock (not included)

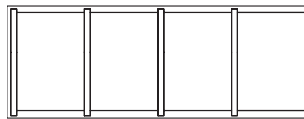
Installation: Anchor securely to level, concrete pad

Bike Racks: 10 MaxRack Hangers included, see below

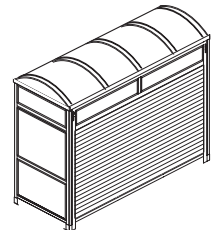
DIMENSIONS/CAPACITY

BikeGarage™	Length	Width	Height	Bikes
w/10 MaxRack Hangers (vertical)	13' 1"	4' 8"	10'	10

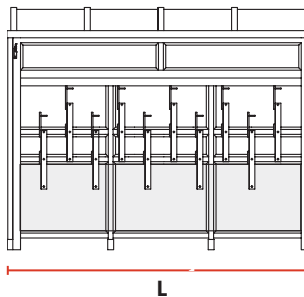
VIEWS



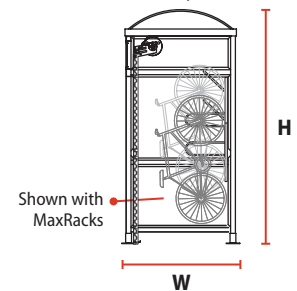
TOP



ISOMETRIC



(Cut away view)





BikeGarage™ (open)



BikeGarage™ (open)



BikeGarage™ (closed)

OPTIONS/ACCESSORIES

- Bottom Enclosure Panels
- Custom Branding, Graphics and Signage
- Solar Lighting
- Public Bike Repair Accessories
- Powder Coating in RAL or Custom Colors
- GeoKey App Based Padlock

FRAME FINISHES

Anodized Aluminum, 6063-T52 Alloy (Standard)



Dark Bronze Clear (Silver)


BOTTOM ENCLOSURE PANELS



Aluminum panels inset at toe kick, inhibit debris, leaves and snow from entering shelter. Helps to minimize maintenance. Color may vary from frame.

WALL PANELS & ROOF

6mm Twinwall Polycarbonate, UV Coated



Translucent sheets with ribbed core. Impact resistant and light weight.

White (45% Light Transmission)

Bronze Tint (45% Light Transmission)

Clear (80% Light Transmission)

LOWER BACK WALL PANEL

Endurex 300



Features Aluminum on both sides of a solid thermoplastic core. Endurex 300 combines all the best features of moisture and impact resistance with excellent rigidity.

Black or Silver