

Bike Lockers offer optimal protection from the elements, theft and vandalism. The 300 and 350 series bike lockers are a top choice of architects and government agencies. Constructed of durable fiberglass reinforced plastic, they won't rust, dent or chip and are impact and stain resistant. Choose from 8 different models, 7 colors and numerous options best suited for your site.

- Durable fiberglass reinforced plastic lockers for indoor and outdoor applications
- 300 Series lockers come preassembled
- Impact and stain resistant

Also available: **Mod-U-Grid Bike Lockers** (see reverse side)



Bike Lockers 302

© Copyright 2019 Velodome LLC. All Rights Reserved | L.PP.300.048 | 070919

GENERAL INFORMATION

Materials: Molded fiberglass reinforced plastic composite with a smooth "X" and "Y" pattern on stippled walls and top, with smooth door frame and stippled door (E-glass and polyester resin at 35% ratio)

Colors: (See below)

Security: Pop Out "T" Handle Keyed Lock or Heavy-duty Stainless Steel Padlock/U-Lock Handle

Installation: Anchor securely to surface

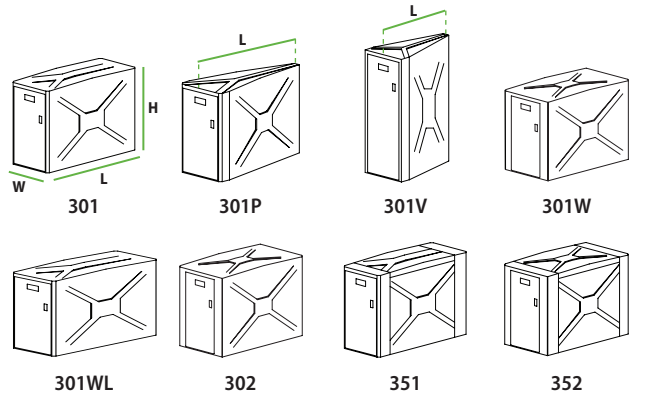
Bike Racks: Not included

DIMENSIONS/CAPACITY

| Model | Length | Width | Height | Bikes |
|---------------|-----------|-------|--------|-------|
| 301 | 6' 2" | 2' 6" | 4' | 1 |
| 301P | 6' 1" | 2' 6" | 4' | 1 |
| 301V | 4' 6" | 2' 6" | 6' | 1 |
| 301W | 6' 2 1/4" | 3' 4" | 4' | 2 |
| 301WL | 8' 6" | 3' 4" | 4' | 2-3 |
| 302 (2 doors) | 6' 2 1/4" | 3' 4" | 4' | 2 |
| 351 | 6' 2" | 2' 6" | 4' | 1 |
| 352 (2 doors) | 6' 2 1/4" | 3' 4" | 4' | 2 |

Setback: 5' clearance for door(s)

MODELS



351



301V (Vertical)

OPTIONS/ACCESSORIES

- Safety View Window (see photo)
- Graphics and Signage
- Public Bike Repair Accessories

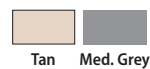


301

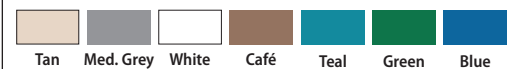
STANDARD COLORS

Custom colors available

300 Series



350 Series



BIKE PARKING SOLUTIONS Bike Shelters | Bike Racks | Bike Storage Systems

888-995-8090

32 Ann Street Clifton, NJ 07013

info@velodomeselters.com

www.velodomeselters.com