

EZ-Lift is a deluxe, 2-tier bike rack that stores twice as many bikes as ordinary bike racks. To facilitate use, the upper level tracks are cantilevered and incorporate a piston that assists in raising and lowering bikes. Additionally, the upper tracks pull downward, creating a ramp for easy loading. The track incorporates a solid steel lock bar for extra security.

2-Tier Bike Rack: High density

- Two tiers double capacity
- Piston-assist ramp for easy loading and unloading
- Heavy-duty construction w/solid steel lock bars
- Indoor/outdoor use



EZ-8

GENERAL INFORMATION

Frame: 3" x 3" x 1/8" Steel Tube

Tracks: 13 Gauge Sheet Metal

Lock Bars: 5/8" Dia. Solid Steel Rod

Lift-Assist: Pneumatic Piston

Finish: Powder Coated TGIC Polyester Paint ■ RAL 7045/Telegrey 1

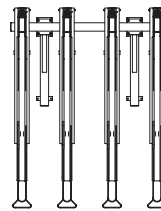
Installation: Anchor securely to level, rigid surface

Ceiling Height: 9' min. required

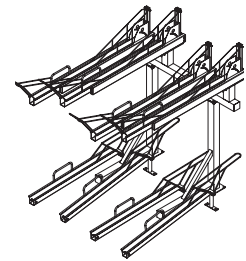
DIMENSIONS/CAPACITY

EZ-Lift	Length	Width	Height	Spacing	Bikes
EZ-8	60"	76"	71"	17"	8
EZ-12	94"	76"	71"	17"	12

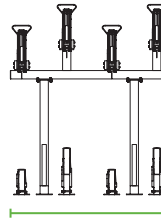
VIEWS



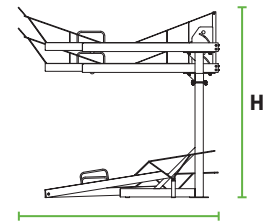
TOP



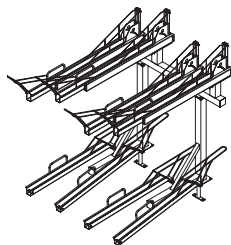
ISOMETRIC



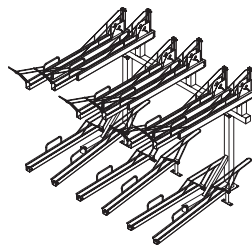
L
FRONT



W
SIDE



EZ-8



EZ-12



velodomeselters

BIKE PARKING SOLUTIONS Bike Shelters | Bike Racks | Bike Storage Systems

888-995-8090

32 Ann Street Clifton, NJ 07013

info@velodomeselters.com

www.velodomeselters.com

